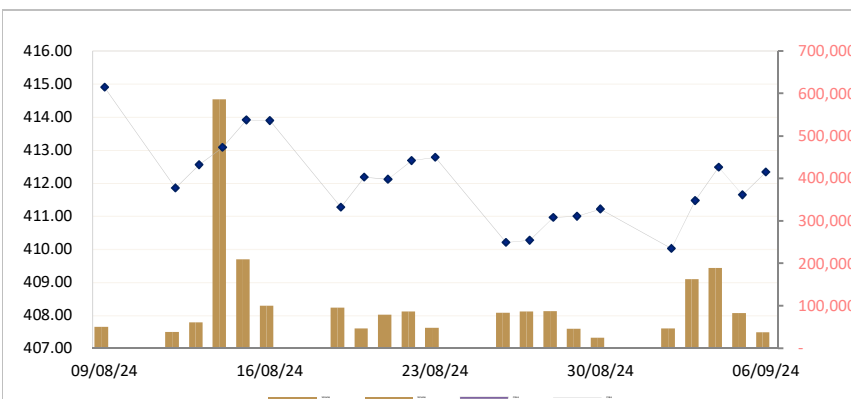


CAMBODIA SECURITIES EXCHANGE: MARKET SUMMARY

411.64	410.67	412.33	0.69	▲ 0.17	662	399	38,046	239,324,300
6,800	6,780	6,780	-20.	▼ 0.29	8,100	6,340	4,359	29,317,980
3,830	3,800	3,830	0	0.00	4,420	2,130	8,434	32,264,520
13,540	13,420	13,600	60.	▲ 0.44	18,300	12,000	105	1,409,880
2,240	2,240	2,220	-20.	▼ 0.89	2,590	1,990	260	578,040
11,860	11,880	11,860	0	0.00	23,800	10,800	110	57,714,280
7,500	7,440	7,500	0	0.00	23,600	7,180	22,736	170,096,660
2,490	2,520	2,500	10.	▲ 0.40	3,990	2,030	5	57,714,280

CSX DAILY STOCK INDEX (Last 30 Days)



Listed Companies

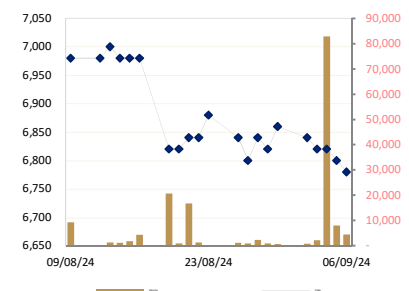
PPWSA	Phnom Penh Water Supply Authority
Industry	Water Utility
GTI	Grant Twins Int. (Cambodia) Plc.
Industry	Apparel Clothing
PPAP	Phnom Penh Autonomous Port.
Industry	Port Services
PPSP	Phnom Penh SEZ PLC.
Industry	SEZ Developer
PAS	Sihanouk Ville Autonomous Port.
Industry	Port Services
ABC	ACLEDA Bank
Industry	Financial
PEPC	PESTECH Cambodia
Industry	Electricity

Securities News

CAMBODIA: CSX records surge in new trading accounts

The Cambodia Securities Exchange (CSX) has announced a significant increase in the number of new trading accounts opened during the first half of 2024. CSX recorded a new high of some 55,000 new accounts, reflecting growing interest in the Cambodian capital market, said CEO of CSX Hong Sok Hour, adding that CSX has received new trade accounts at an average of nearly 1,000 per day. This positive trend attributed to several factors, including increased awareness of CSX, favorable economic conditions, and the introduction of new investment products. "We hope that by the end of 2024, the number of trading accounts will reach nearly 70,000 trading accounts. It is a big ambitious goal, but we have seen a rapid trend of interest from investors and trend of participation from relevant parties in the securities sector," Sok Hour said at a Listed Companies Forum on the 'Potential of ACLEDA Bank Plc' held on Wednesday. Currently, there are two types of securities, stock and bond, traded in the Cambodia Securities Exchange (CSX). For the equity market, there are 11 listed companies of which 9 companies are list on Main Board and 2 companies are list on the Growth Board. Whereas for the Bond market, there were 12 companies issued corporate bonds. As of June 2024, listed companies raised approximately \$400 million from the market. The Wednesday forum was to promote the potential of ACLEDA Bank to enhance the investors to be aware of the bank's current and future opportunities as well as to provide them with the opportunity to observe directly the activities and progress of the bank's business operations. The ACLEDA Bank's adherence to the best practices for corporate governance has played a key role in attracting and building the confidence of investors and shareholders to participate in the stock market and to have active trading operations on a continuous basis, In Channy, President and Group Managing Director of ACLEDA Bank, said. ACLEDA Bank decided to go IPO and

PPWSA Daily Stock Price



successfully listed its shares on CSX on May 25; 2020. A 2,496 investors subscribed 4,344,865 shares equal to 1.0031 percent of the total shares of ACLEDA Bank during the IPO. As of the end of June 2024, ACLEDA Bank's investors increased by 18,482 equivalents to 35.70 % of the total investors on CSX. Launched in 2012, CSX is a joint venture between the Cambodian government holding 55 % of the stakes and the Korean Exchange owning the remaining 45 %.

Business & Economic News

CAMBODIA: US envoy optimistic about further American investment in Cambodia

The Chargé d' Affaires of the US Embassy in the Kingdom of Cambodia Bridgette L Walker, expressed her optimism about Cambodia's efforts to attract investors and wished the Council for the Development of Cambodia (CDC) success in its future mission in the United States. Her remark made during a courtesy call with Sun Chanthol, the First Vice President of the CDC on Tuesday. Regarding bilateral relations, Walker expects that Cambodia and the US will continue to cooperate to strengthen and expand the relationship to a better level, which will contribute to supporting the economic and social development of Cambodia. Chanthol thanked the US and the companies that have invested in Cambodia in the past. Several large US companies have successfully invested in Cambodia, such as Coca-Cola in the Royal Phnom Penh Special Economic Zone and RMA Automotive (Cambodia) Co Ltd, which assembles Ford vehicles in Pursat. The Deputy Prime Minister added that he would like to see more investment from the US and the European Union in Cambodia. At the same time, Chanthol also informed Walker about the CDC's "Investigating Mission in the United States" this month to promote Cambodia's investment climate and seek investment from US companies. The facilitation for investment by the government with the CDC, as the investment conduit, shows Cambodia's openness to foreign investors, and Chanthol expects US direct investment to increase in the future. In response to Walker's asking about the target sectors that the government is prioritizing investment in, Chanthol highlighted the key sectors of automobiles, electronic components, and agro-industry, all of which will add value to Cambodia's economic growth.

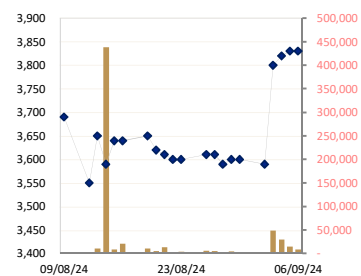
CAMBODIA: Philippines pledges to boost investment in Kingdom's rice, pepper sector

The Philippines is committed to boosting investment in Cambodia's rice and pepper sector for export to the Philippine market. Flerrida Ann P. Mayo, Philippine Ambassador to Cambodia, made these remarks during a meeting with Dith Tina, Minister of Agriculture, Forestry, and Fisheries in Phnom Penh, on Wednesday. Mayo said the Philippine side urged Cambodia to continue to strengthen diplomatic cooperation and investment in agriculture and agro-industry between the two countries. "The new Philippine Ambassador to Cambodia expressed her strong commitment to attracting Filipino investors to invest in agriculture in Cambodia. In particular, the rice and pepper sector exports to the Philippine market, which is one of the largest rice import markets in the region," the ministry said in a statement. Regarding the Philippine Ambassador's commitment to boost investment in the rice sector, Tina asked the Philippine delegation to cooperate with the Cambodian Rice Federation and encourage study of sanitary, phytosanitary and legal procedures between the two countries. Cambodia has started exporting milled rice to the Philippines in 2023. In a separate meeting with Cham Nimul, Minister of Commerce; Florida Ann Camille P. Mayo expressed satisfaction with the bilateral trade cooperation at both the bilateral and regional levels. Both sides also exchanged views on further enhancing bilateral trade cooperation, in which they discussed ways to increase bilateral trade in goods and services. The ambassador expressed the interest of the Philippine business community in doing business in areas such as education and training, franchising, healthcare and wellness, construction, food, manicuring, etc.

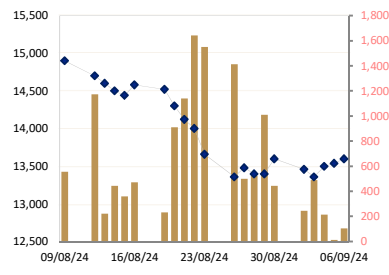
CAMBODIA: 3 major firms to purchase 50K tones of organic rice, cassavas

Amru Rice, Golden Rice and Cambodian Agricultural Cooperative Corporation (CACC) Monday signed contracts to purchase over 50,000 tons of organic rice and organic cassavas this year from 37 agriculture cooperatives (ACs) in Preah Vihear province, said a release. Amru Rice has entered into contract farming agreements with 37 agriculture cooperatives, comprising approximately 5,000 smallholder families, to buy 25,000 tons of organic rice. Similarly, the Cambodian Agriculture Cooperation Cooperative (CACC) signed a contract with 9 agriculture cooperatives to buy 25,000 tons of organic cassavas and Golden Rice will buy 1,200 tons of organic rice. The agricultural production focused not only on the organic standards but also on products that comply with regenerative agricultural standards to achieve the goal of low carbon footprint, the release said. The signing ceremony was presided over by Sok Sandara, Deputy Governor of Preah Vihear Province, Peung Trida, Director of the Provincial Department of Agriculture, Fishery and Forestry, Phan Sam Ang, Director of Preah Vihear Provincial Department of Commerce, Song Saran, CEO of Amru Rice and Chairman of the Cambodia Rice Federation (CRF) and CACC, Nuon Day, Chairman of Preah Vihear Mean Chey Union of Agricultural Cooperative (PMAUC) among others. Sandara said that Preah Vihear province has

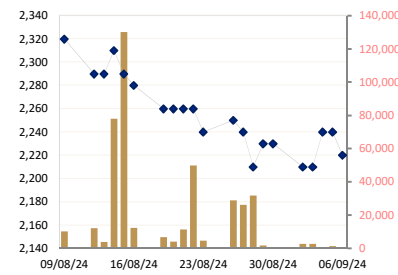
GTI Daily Stock Price



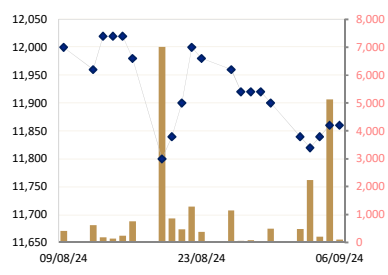
PPAP Daily Stock Price



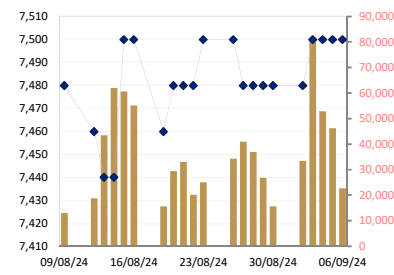
PPSP Daily Stock Price



PAS Daily Stock Price

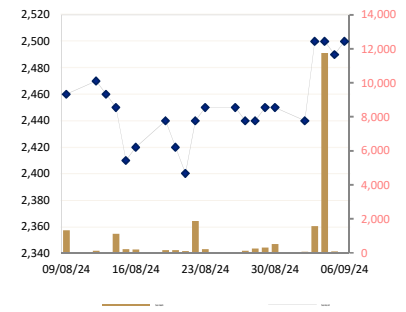


ABC Daily Stock Price



been involved in contract farming since 2014 in collaboration with the coordination of agricultural cooperatives and Amru Rice under the supervision of the Preah Vihear Provincial Department of Agriculture to support the commercialization of Cambodian rice. “Today’s event is a platform for sharing experiences, challenges and opportunities on the implementation of contracted organic rice and cassava production and provides an opportunity for all participants to meet face-to-face in networking between producers, suppliers and buyers (exporters), suppliers of agricultural inputs and agricultural services, as well as agricultural development partners,” he added. Sandara also urged both companies as buyers and farmers as producers to be honest with each other and abide by the terms and conditions of the contract for the implementation of contract farming to be efficient and sustainable. Song Saran said that Preah Vihear’s rice reputation is well known abroad, and therefore the demand for rice is increasing, especially in the rice market in the United States and European Union. So far, Cambodia has exported rice to nearly 30 countries in the world. “We believe the only way to long-term soil health and fertility leading to sustainable and high-quality crops is through organic and regenerative agriculture methods. These practices ensure that farmers can expect high yields in the harvest season,” said Saran. Peung Trida said that in 2024, Preah Vihear province plans for the contract farming on organic agricultural products to produce 43,800 tons – 18,760 tons of organic rice, 25,000 tons of organic cassava, 200 tons of organic cashew, 10 tons of organic peanuts and 1 tons of organic sesame – with the help of 37 farming communities and all partner companies.

PEPC Daily Stock Price



Historical Data from 20/ August /24 to 06/ September / 24

Date	Index/Stock	Open	High	Low	Close	Change	Δ (%)	Volume	Value (mil. KHR)	Value (\$)*	Mar. Cap. (mil. KHR)
06/09/24	Index	410.67	412.33	410.42	412.33	0.69	▲0.17%	36,009	234,973,930	58,743	5,637,089
	PPWSA	6,780	6,780	6,700	6,780	-20.00	▼0.29%	4,359	29,317,980	7,329.50	589,678
	GTI	3,800	3,840	3,770	3,830	0.00	0.00%	8,434	32,264,520	8,066.13	153,200
	PPAP	13,420	13,600	13,420	13,600	60.00	▲0.44%	105	1,409,880	352.47	281,307
	PPSP	2,240	2,240	2,220	2,220	-20.00	▼0.89%	260	578,040	144.51	159,563
	PAS	11,880	11,880	11,720	11,860	0.00	0.00%	110	1,294,280	323.57	1,017,256
	ABC	7,440	7,500	7,440	7,500	0.00	0.00%	22,736	170,096,660	42,524.17	3,248,723
PEPC	2,520	2,520	2,500	2,500	10.00	▲0.40%	5	12,570	3.14	187,363	
05/09/24	Index	411.65	412.40	409.01	411.64	0.84	▲0.20%	75,442	516,064,960	129,016	5,638,275
	PPWSA	6,800	6,800	6,700	6,800	-20.00	▼0.29%	8,044	54,189,760	13,547.44	591,418
	GTI	3,820	3,890	3,760	3,830	10.00	▲0.26%	14,532	55,747,260	13,936.82	153,200
	PPAP	13,500	13,540	13,500	13,540	40.00	▲0.29%	13	175,680	43.92	280,066
	PPSP	2,240	2,240	2,210	2,240	0.00	0.00%	1,436	3,213,510	803.38	161,000
	PAS	11,840	11,880	11,140	11,860	20.00	▲0.16%	5,135	57,714,280	14,428.57	1,017,256
	ABC	7,480	7,500	7,400	7,500	0.00	0.00%	46,215	344,857,540	86,214.39	3,248,723
PEPC	2,540	2,540	2,490	2,490	-10.00	▼0.40%	67	166,930	41.73	186,613	
04/09/24	Index	410.23	413.04	410.23	412.48	1.01	▲0.25%	177,460	1,066,130,880	266,533	5,637,821
	PPWSA	6,840	6,840	6,700	6,820	0.00	0.00%	82,872	523,943,400	130,985.85	593,157
	GTI	3,700	3,910	3,700	3,820	20.00	▲0.52%	29,389	111,354,380	27,838.60	152,800
	PPAP	13,380	13,500	13,380	13,500	140.00	▲1.04%	216	2,892,400	723.10	279,239
	PPSP	2,240	2,240	2,210	2,240	30.00	▲1.35%	181	404,290	101.07	161,000
	PAS	11,900	11,900	11,820	11,840	20.00	▲0.16%	198	2,348,660	587.17	1,015,540
	ABC	7,400	7,540	7,400	7,500	0.00	0.00%	52,848	395,775,080	98,943.77	3,248,723
PEPC	2,540	2,540	2,500	2,500	0.00	0.00%	11,756	29,412,670	7,353.17	187,363	
03/09/24	Index	410.11	411.47	409.13	411.47	1.45	▲0.35%	137,917	838,691,640	209,673	5,630,254
	PPWSA	6,840	6,840	6,800	6,820	-20.00	▼0.29%	2,101	14,325,700	3,581.43	593,157
	GTI	3,610	3,940	3,530	3,800	210.00	▲5.84%	48,695	182,050,380	45,512.60	152,000
	PPAP	13,120	13,380	13,120	13,360	-100.00	▼0.74%	488	6,516,400	1,629.10	276,343
	PPSP	2,210	2,220	2,200	2,210	0.00	0.00%	2,582	5,704,970	1,426.24	158,844
	PAS	11,840	11,840	11,620	11,820	-20.00	▼0.16%	2,246	26,349,500	6,587.38	1,013,825
	ABC	7,480	7,500	7,420	7,500	20.00	▲0.26%	80,222	599,817,480	149,954.37	3,248,723
PEPC	2,460	2,590	2,440	2,500	60.00	▲2.45%	1,583	3,927,210	981.80	187,363	
02/09/24	Index	410.75	410.89	408.64	410.02	1.19	▲0.29%	39,658	276,465,790	69,116	5,614,217
	PPWSA	6,860	6,880	6,820	6,840	-20.00	▼0.29%	684	4,676,340	1,169.09	594,896
	GTI	3,590	3,600	3,540	3,590	-10.00	▼0.27%	2,114	7,588,840	1,897.21	143,600

	PPAP	13,600	13,600	13,400	13,460	-140.00	▼1.02%	243	3,267,080	816.77	278,412
	PPSP	2,230	2,230	2,190	2,210	-20.00	▼0.89%	2,647	5,819,730	1,454.93	158,844
	PAS	11,920	11,920	11,800	11,840	-60.00	▼0.50%	484	5,730,220	1,432.56	1,015,540
	ABC	7,460	7,480	7,400	7,480	0.00	0.00%	33,437	249,266,420	62,316.61	3,240,059
	PEPC	2,390	2,440	2,390	2,440	-10.00	▼0.40%	49	117,160	29.29	182,866
	Index	410.85	411.21	409.28	411.21	0.22	▲0.05%	21,105	145,528,200	36,382	5,626,586
30/08/24	PPWSA	6,820	6,860	6,820	6,860	40.00	▲0.58%	558	3,807,120	951.78	596,636
	GTI	3,610	3,620	3,560	3,600	0.00	0.00%	2,981	10,729,500	2,682.38	144,000
	PPAP	13,300	13,980	13,300	13,600	200.00	▲1.49%	443	5,988,380	1,497.10	281,307
	PPSP	2,240	2,240	2,230	2,230	0.00	0.00%	438	978,080	244.52	160,281
	PAS	11,920	11,920	11,860	11,900	-20.00	▼0.16%	490	5,829,320	1,457.33	1,020,686
	ABC	7,480	7,480	7,440	7,480	0.00	0.00%	15,672	116,939,640	29,234.91	3,240,059
	PEPC	2,400	2,460	2,400	2,450	0.00	0.00%	523	1,256,160	314.04	183,615
	Index	411.01	412.27	409.60	410.99	0.03	▲0.01%	35,342	240,654,970	60,164	5,620,685
29/08/24	PPWSA	6,840	6,840	6,820	6,820	-20.00	▼0.29%	794	5,430,820	1,357.71	593,157
	GTI	3,630	3,630	3,520	3,600	10.00	▲0.27%	4,695	16,917,390	4,229.35	144,000
	PPAP	13,400	13,400	13,300	13,400	0.00	0.00%	1,010	13,434,000	3,358.50	277,170
	PPSP	2,210	2,230	2,190	2,230	20.00	▲0.90%	1,746	3,851,650	962.91	160,281
	PAS	11,920	11,980	11,920	11,920	0.00	0.00%	29	346,580	86.65	1,022,402
	ABC	7,480	7,500	7,440	7,480	0.00	0.00%	26,756	199,928,180	49,982.05	3,240,059
	PEPC	2,460	2,460	2,390	2,450	10.00	▲0.40%	312	746,350	186.59	183,615
	Index	410.27	411.01	408.91	410.96	0.69	▲0.17%	71,817	370,344,250	92,586	5,619,838
28/08/24	PPWSA	6,800	6,840	6,780	6,840	40.00	▲0.58%	2,217	15,133,660	3,783.42	594,896
	GTI	3,620	3,620	3,570	3,590	-20.00	▼0.55%	66	238,080	59.52	143,600
	PPAP	13,260	14,000	13,260	13,400	-80.00	▼0.59%	522	6,988,880	1,747.22	277,170
	PPSP	2,240	2,240	2,210	2,210	-30.00	▼1.33%	31,760	70,932,090	17,733.02	158,844
	PAS	11,920	11,940	11,900	11,920	0.00	0.00%	86	1,024,280	256.07	1,022,402
	ABC	7,480	10,380	7,440	7,480	0.00	0.00%	36,917	275,420,240	68,855.06	3,240,059
	PEPC	2,410	2,440	2,410	2,440	0.00	0.00%	249	607,020	151.76	182,866
	Index	410.68	411.19	409.07	410.27	0.07	▲0.02%	73,969	396,296,550	99,074	5,620,970
27/08/24	PPWSA	6,840	6,840	6,800	6,800	-40.00	▼0.58%	880	5,991,240	1,497.81	591,418
	GTI	3,560	3,610	3,560	3,610	0.00	0.00%	5,308	19,152,740	4,788.19	144,400
	PPAP	13,220	13,580	13,220	13,480	120.00	▲0.89%	500	6,705,680	1,676.42	278,825
	PPSP	2,240	2,270	2,240	2,240	-10.00	▼0.44%	26,117	59,015,080	14,753.77	161,000
	PAS	11,960	11,960	11,800	11,920	-40.00	▼0.33%	51	604,580	151.15	1,022,402
	ABC	7,500	7,500	7,400	7,480	-20.00	▼0.26%	40,984	304,512,380	76,128.10	3,240,059
	PEPC	2,450	2,450	2,440	2,440	-10.00	▼0.40%	129	314,850	78.71	182,866
	Index	412.71	413.03	409.46	410.20	2.58	▲0.63%	72,560	382,332,110	95,583	5,662,976
26/08/24	PPWSA	6,860	6,860	6,840	6,840	-40.00	▼0.58%	1,118	7,654,020	1,913.51	594,896
	GTI	3,600	3,640	3,570	3,610	10.00	▲0.27%	5,693	20,558,580	5,139.65	144,400
	PPAP	13,520	13,720	13,320	13,360	-300.00	▼2.19%	1,412	19,047,900	4,761.98	276,343
	PPSP	2,240	2,260	2,200	2,250	10.00	▲0.44%	28,855	64,562,040	16,140.51	161,719
	PAS	11,980	11,980	11,700	12,280	-20.00	▼0.16%	1,147	13,487,280	3,371.82	1,053,280
	ABC	7,500	7,520	7,440	7,500	0.00	0.00%	34,332	257,014,940	64,253.74	3,248,723
	PEPC	2,450	2,450	2,450	2,450	0.00	0.00%	3	7,350	1.84	183,615
	Index	411.81	412.78	410.56	412.78	0.10	▲0.02%	35,806	239,160,530	59,790	5,645,810
23/08/24	PPWSA	6,840	6,880	6,840	6,880	40.00	▲0.58%	235	1,613,260	403.32	598,375
	GTI	3,590	3,600	3,550	3,600	0.00	0.00%	3,819	13,709,980	3,427.50	144,000
	PPAP	13,760	13,760	13,600	13,660	-340.00	▼2.42%	1,551	21,112,900	5,278.23	282,548
	PPSP	2,210	2,250	2,210	2,240	-20.00	▼3.00%	4,563	10,175,290	2,543.82	161,000
	PAS	12,000	12,000	11,980	11,980	-20.00	▼0.16%	375	4,492,520	1,123.13	1,027,548
	ABC	7,480	7,500	7,460	7,500	20.00	▲0.26%	25,043	187,519,940	46,879.99	3,248,723
	PEPC	2,440	2,450	2,430	2,450	10.00	▲0.40%	220	536,640	134.16	183,615
	Index	412.17	412.78	410.54	412.68	0.57	▲0.14%	79,377	325,989,920	81,497	5,643,104
22/08/24	PPWSA	6,840	6,840	6,780	6,840	0.00	0.00%	1,170	7,982,720	1,995.68	594,896
	GTI	3,610	3,610	3,560	3,600	-10.00	▼0.27%	3,233	11,642,690	2,910.67	144,000
	PPAP	14,120	14,120	13,720	14,000	-120.00	▼0.84%	1,641	22,907,220	5,726.81	289,581
	PPSP	2,260	2,260	2,220	2,260	0.00	0.00%	49,928	112,454,500	28,113.63	162,438
	PAS	11,920	12,100	11,840	12,000	100.00	▲0.84%	1,283	15,303,220	3,825.81	1,029,264
	ABC	7,480	7,480	7,440	7,480	0.00	0.00%	20,236	151,173,700	37,793.43	3,240,059
	PEPC	2,400	2,440	2,380	2,440	40.00	▲1.66%	1,886	4,525,870	1,131.47	182,866
	Index	412.18	412.44	410.62	412.11	0.07	▲0.02%	76,431	453,171,560	113,293	5,634,411
21/08/24	PPWSA	6,820	6,840	6,340	6,840	20.00	▲0.29%	16,736	111,162,540	27,790.64	594,896
	GTI	3,550	3,620	3,550	3,610	-10.00	▼0.27%	13,577	48,391,940	12,097.99	144,400
	PPAP	14,240	14,240	13,840	14,120	-180.00	▼1.25%	1,142	16,065,760	4,016.44	292,063
	PPSP	2,260	2,270	2,220	2,260	0.00	0.00%	11,380	25,411,820	6,352.96	162,438
	PAS	11,860	11,900	11,780	11,900	60.00	▲0.50%	476	5,624,640	1,406.16	1,020,686

	ABC	7,440	7,480	7,440	7,480	0.00	0.00%	33,016	246,266,300	61,566.58	3,240,059
	PEPC	2,390	2,400	2,380	2,400	-20.00	▼0.82%	104	248,560	62.14	179,868
	Index	412.92	413.37	411.14	412.18	0.91	▲0.22%	41,434	276,926,640	69,232	5,633,147
20/08/24	PPWSA	6,820	6,880	6,820	6,820	0.00	0.00%	840	5,751,720	1,437.93	593,157
	GTI	3,650	3,660	3,590	3,620	-30.00	▼0.82%	5,260	19,013,770	4,753.44	144,800
	PPAP	14,520	14,520	14,120	14,300	-220.00	▼1.51%	910	13,009,540	3,252.39	295,786
	PPSP	2,270	2,270	2,230	2,260	0.00	0.00%	3,939	8,830,430	2,207.61	162,438
	PAS	11,860	11,860	11,800	11,840	40.00	▲0.33%	865	10,212,420	2,553.11	1,015,540
	ABC	7,460	7,480	7,420	7,480	20.00	▲0.26%	29,450	219,700,720	54,925.18	3,240,059
	PEPC	2,390	2,430	2,390	2,420	-20.00	▼0.81%	170	408,040	102.01	181,367

Source: Data from CSX, and Compiled by ACS *Exchange Rate: USD1=KHR 4,000

DISCLAIMER

ALL RESEARCH based on material compiled from data considered reliable at the time of writing. However, information and opinions expressed will be subject to change at short notice, and no part of this report is to be construed as an offer or solicitation of an offer to transact any securities or financial instruments whether referred to herein or otherwise. We do not accept any liability directly or indirectly that may arise from investment decision-making based on this report. The company, its directors, officers, employees and/or connected persons may periodically hold an interest in the securities mentioned.

All Rights Reserved. No part of this publication may be used or re-produced without expressed permission from [ACLEDA SECURITIES PLC.](#)

ACLEDA IN GROUP

ACLEDA BANK PLC.

HEADQUARTERS

61, Preah Monivong Blvd., Sangkat Srah Chork,
Khan Daun Penh, Phnom Penh, Kingdom of Cambodia.
P.O. Box: 1149
Tel: (855) 23 998 777 / 430 999
Fax: (855) 23 998 666 / 430 555
E-mail: acledabank@acledabank.com.kh
Website: www.acledabank.com.kh
SWIFT: ACLBKHPP

ACLEDA BANK PLC.

CASH SETTLEMENT, SECURITIES REGISTRAR, SECURITIES TRANSFER, AND
PAYING AGENT

HEADQUARTERS

61, Preah Monivong Blvd., Sangkat Srah Chork,
Khan Daun Penh, Phnom Penh, Kingdom of Cambodia.
P.O. Box: 1149
Tel: (855) 23 998 777 / 430 999
Fax: (855) 23 998 666 / 430 555
E-mail: acledabank@acledabank.com.kh
Website: www.acledabank.com.kh
SWIFT: ACLBKHPP

ACLEDA BANK LAO LTD.

HEADQUARTERS

#398, Corner of Dongpalane and Dongpaina Road, Unit 20,
Phonesavanh
Neua Village, Sisattanak District, Vientiane Capital, Lao PDR.
P.O. Box: 1555
Hotline :1800
Tel: +856 (0)21 264 994 / 264 998
Fax: +856 (0)21 264 995 / 219 228
E-mail: acledabank@acledabank.com.la
Website: www.acledabank.com.la
SWIFT: ACLBLALA

ACLEDA SECURITIES PLC.

HEADQUARTERS

5th Floor, ACLEDA Building
61, Preah Monivong Blvd., Sangkat Srah Chork,
Khan Daun Penh, Phnom Penh, Kingdom of Cambodia.
Tel: (855) 23 723 388 / 999 966 / 999 977
Email: acs.rep@acledasecurities.com.kh
Website: www.acledasecurities.com.kh

ACLEDA INSTITUTE OF BUSINESS

HEADQUARTERS

Address: #1397, Phnom Penh-Hanoi
Friendship Blvd., Phum Anlong Kngan, Sangkat Khmuonh, Khan
Saensokh, Phnom Penh, Kingdom of Cambodia
P. O. Box: 1149
Tel: + 855 (0)23 881 790 / 999 944
E-mail: info@acleda-aib.edu.kh
Website: www.acleda-aib.edu.kh

ACLEDA MFI MYANMAR CO., LTD.

HEADQUARTERS

#186(B), ShweGonTaing Road, Yae Tar Shae Block,
Bahan Township, Yangon Region,
The Republic of the Union of Myanmar.
Tel: (+95-1) 559 475 / 552 956
Website: www.acledamfi.com.mm